




















FASD Ontario Survey - What I Need the Most in FASD Interventions and FASD Supports

1. The kind of FASD care or support work I do is: (Please choose ALL the answers that apply)			
		Response Percent	Response Count
I am a parent/grandparent/caregiver or a foster parent/caregiver		60.5%	182
I am a sibling or other relative of the person(s) I care for		1.3%	4
I do volunteer work related to FASD care and support		10.6%	32
I work professionally/work for pay with people who have FASD		37.5%	113
I am a person with FASD/probable FASD		2.3%	7
Other (Please specify)		11.0%	33
	Other (please specify)		49
		answered question	301
		skipped question	10




2. The person or persons I support are in the following age groups. (Please choose ALL age groups that apply)

		Response Percent	Response Count
Infants (0-1 year)		16.0%	48
Toddlers		19.3%	58
Pre-Schoolers		25.0%	75
JK/SK-Grade 1		30.7%	92
6-12 Years		50.7%	152
13-18 Years		46.7%	140
19-24 Years		36.3%	109
25 Years and Over		25.3%	76
		<i>answered question</i>	300
		<i>skipped question</i>	11

3. Rate the following statement in ONE of the categories below. STATEMENT: "I get the help, interventions and support I need in the FASD care I give and/or the FASD work that I do."

		Response Percent	Response Count
I STRONGLY DISAGREE with the above statement		31.8%	93
I DISAGREE with the above statement		34.2%	100
I NEITHER AGREE NOR DISAGREE with the above statement		20.9%	61
I AGREE with the above statement		11.3%	33
I STRONGLY AGREE with the above statement		2.1%	6
		<i>answered question</i>	292
		<i>skipped question</i>	19






4. These are the FASD interventions and supports that "I need the most, I wish I had, or that should be put in place as soon as possible":

		Response Percent	Response Count
One		100.0%	259
Two		93.1%	241
Three		82.2%	213
	<i>answered question</i>		259
	<i>skipped question</i>		52



5. If you have more comments to make please use the following space. (Optional)

	Response Count
	109
	<i>answered question</i>
	109
	<i>skipped question</i>
	202

6. Please choose the part of Ontario in which you live and/or work?

		Response Percent	Response Count
1.Northern Ontario		12.8%	35
2.Central Ontario		9.5%	26
3.Eastern Ontario (includes Ottawa and Kingston)		13.5%	37
4.Southwestern Ontario (includes Waterloo, Guelph, London,Windsor)		22.6%	62
5.Southcentral Ontario (GTA/Golden Horseshoe Area)		44.5%	122
	<i>answered question</i>		274
	<i>skipped question</i>		37

7. Some respondents may have filled out this survey on paper in Stoney Creek (November 9/08), Toronto (November 17/08) or Ottawa (November 22/08). Please choose ONE of the following statements.

		Response Percent	Response Count
I have NEVER completed this survey before today.		98.5%	271
I may have already filled this out at Stoney Creek, Toronto or Ottawa		1.5%	4
		<i>answered question</i>	275
		<i>skipped question</i>	36